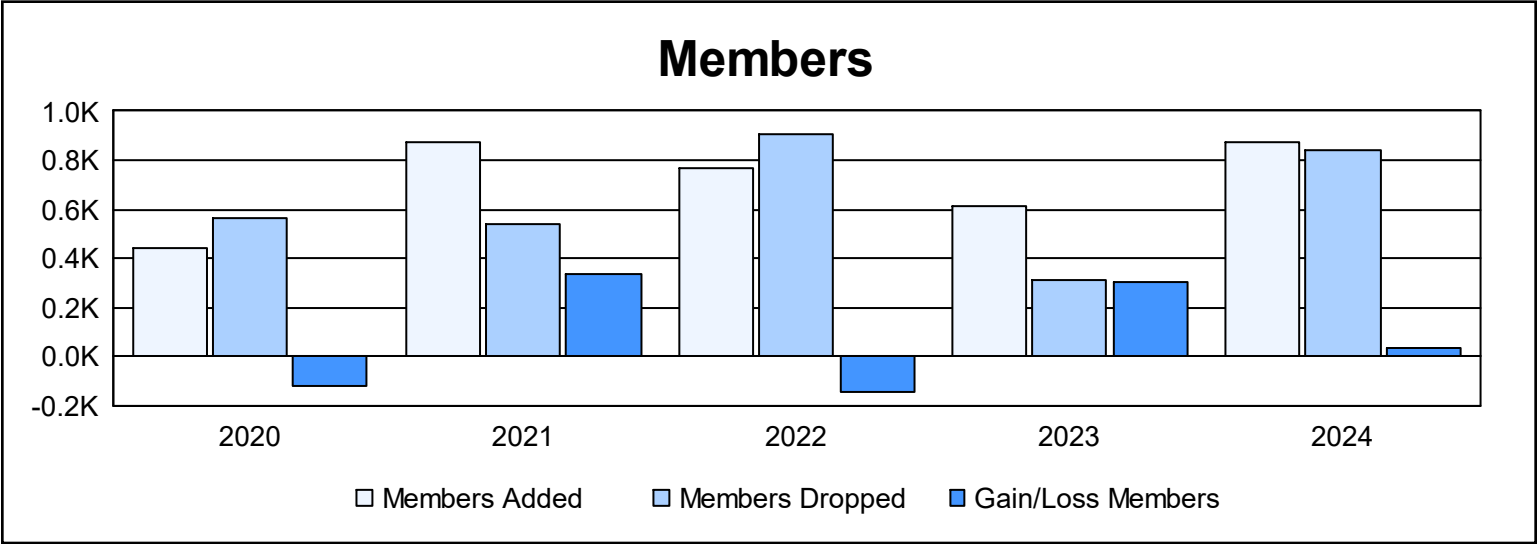
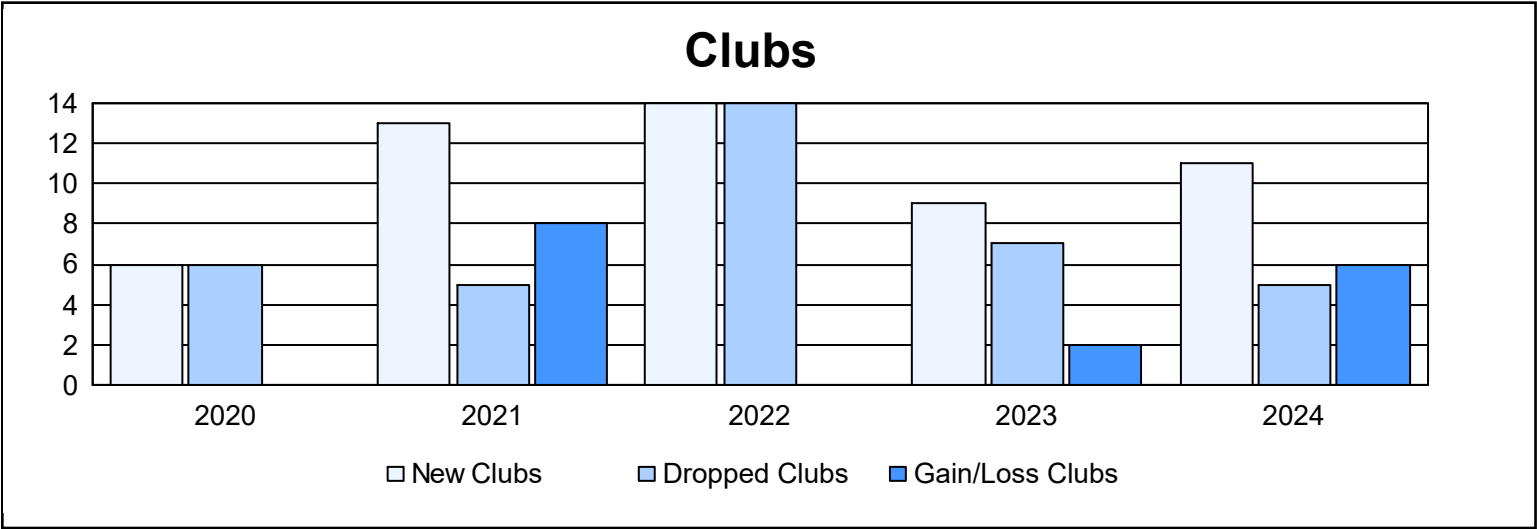
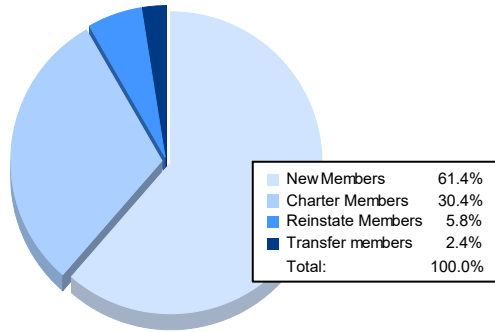


| Year | New Clubs | Dropped Clubs | Gain/ Loss Clubs | New Members | Charter Members | Reinstate Members | Transfer Members | Total Member Added | Total Members Dropped | Gain/ Loss Members |
|-----------|-----------|---------------|------------------|-------------|-----------------|-------------------|------------------|--------------------|-----------------------|--------------------|
| 2019-2020 | 6 | 6 | 0 | 153 | 188 | 33 | 70 | 444 | 562 | -118 |
| 2020-2021 | 13 | 5 | 8 | 466 | 374 | 15 | 16 | 871 | 536 | 335 |
| 2021-2022 | 14 | 14 | 0 | 324 | 413 | 20 | 8 | 765 | 909 | -144 |
| 2022-2023 | 9 | 7 | 2 | 363 | 218 | 19 | 16 | 616 | 314 | 302 |
| 2023-2024 | 11 | 5 | 6 | 538 | 266 | 51 | 21 | 876 | 840 | 36 |
| Average | 11 | 7 | 3 | 369 | 292 | 28 | 26 | 714 | 632 | 82 |



Membership Composition June 2024 Cumulative



Gender Composition June 2024 Cumulative

